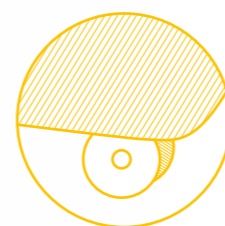




# K06



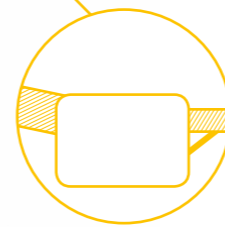
**Dispositivo Medico**  
Medical Device



**Roller di serie**  
Standard Roller system



**Funzione Eleva**  
Eleva function



**Bedsystem**  
Bedsystem



**Portata**  
Weight capacity

Cod. **K06-2R**

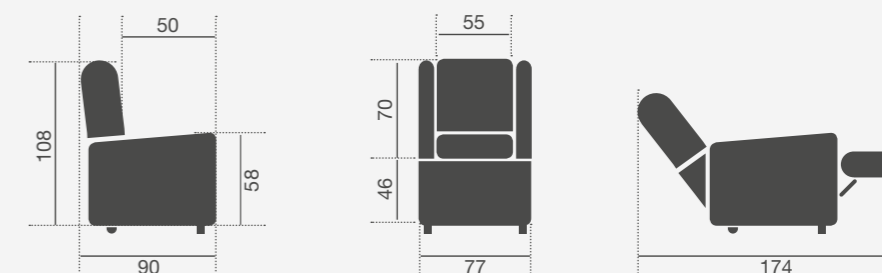
CND Y180918  
RDM K06-2R 2269345

- Struttura in ferro e legno
- Imbottitura in poliuretano espanso indeformabile a densità differenziata
- Meccanica 2 motori con funzioni Lift / Relax / Bed
- Tessuto di qualità con alta resistenza all'usura
- Sollevamento parallelo dal pavimento di circa 15 cm per agevolare l'avvicinamento al tavolo (funzione Eleva)

- Iron and wood structure
- Padding in non-deformable polyurethane foam with differentiated density
- 2-engine mechanics with Lift/Relax/Bed functions
- Quality fabric with high wear resistance
- Lifting parallel to the floor for about 15 cm to facilitate the moving closer to a table (Eleva function)

**Non rivestibile con tessuti:**  
It can not be made with fabrics:  
01 - 02 - 03 - 04 - 05 - 19 - 26

## Dimensioni / Dimensions



## Posizioni / Positions

